

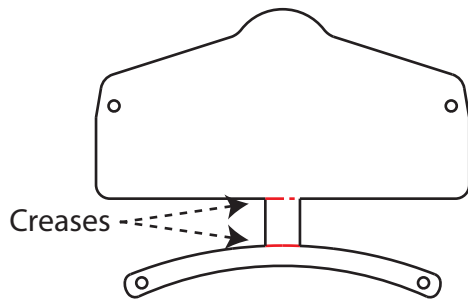
# SeeMeSmile-Mask



seemesmilemask.com

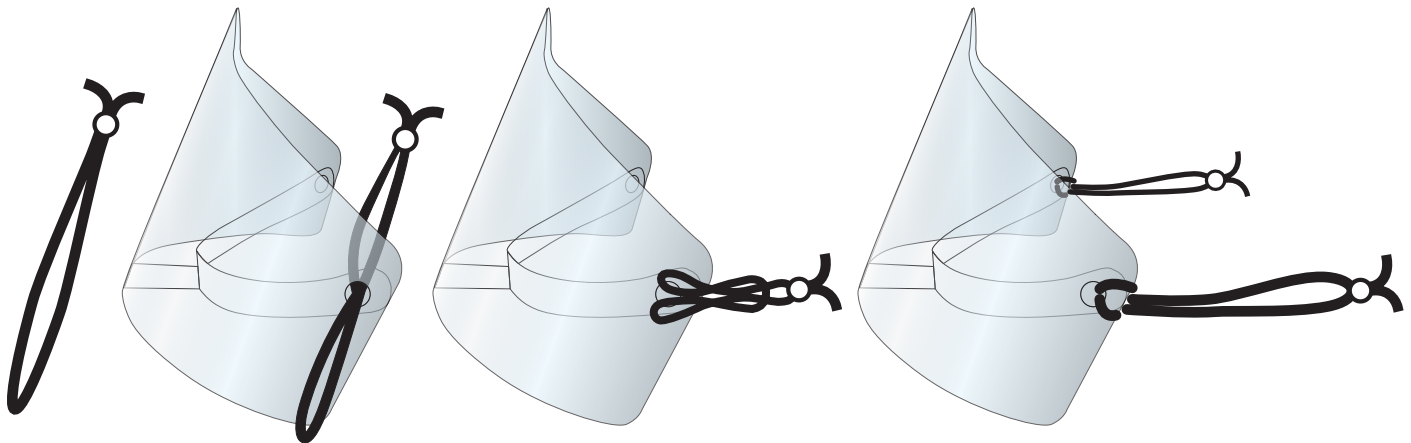
## Directions for Assembly:

### 1 Bend Creases



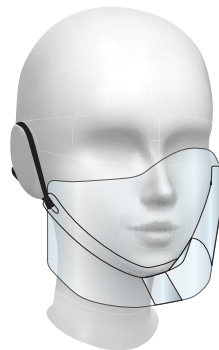
### 2 Add Elastic

Line-up holes and thread elastic through both holes. Then loop through and tighten. Repeat on other side.



### 3 Wear

Rest strap on chin and hook elastics behind ears. Adjust elastic to fit.



#### Manufacturing Facilities:

555 Raymond Drive  
Islandia, NY 11749 USA  
631-234-4300

3478 Ashby,  
St. Laurent, QC H4R 2C1 Canada  
514-335-1775

